


OKC 160–300 NTR(R)/BP

- Capacities of 160–300 l
- Storage tank has a side flange used as an inspection hole
- TPK electrical heating unit can be installed in side flange
- TJ 6/4" electrical heating unit can be installed for capacities of 200–300 l



Types of storage tanks		OKC 160 NTR/BP	OKC 200 NTR(R)/BP	OKC 250 NTR(R)/BP	OKC 300 NTR(R)/BP
Capacity	[l]	148	208 (200)	242 (234)	296 (285)
Weight of the empty water heater	[kg]	76	92 (103)	94 (107)	108 (126)
Insulation thickness	[mm]	42	42	42	60
Thermal conductivity of the insulation	[W·m ⁻¹ ·K ⁻¹]	0,022			
Max. working temperature / overpressure in tank	[°C]/[bar]	90/6 **			90/10
Heat transfer surface of the exchanger (top/bottom)	[m ²]	1,45	1,45 (1/1)	1,45 (1/1,45)	1,5 (1/1,5)
Capacity of the exchanger (top/bottom)	[l]	9,5	9,5 (7/7)	9,5 (7/9,5)	10,5 (7/10,5)
Max. working temperature / overpressure in tank	[°C]/[bar]	110/10			
Power of the exchanger at the 720 l at 80 °C *	[kW]	32	32 (24/24)	32 (24/32)	35 (24/35)
Heating time by the exchanger from 10 °C to 60 °C *	[min]	16	23 (14/14)	26 (14/17)	30 (16/24)
Energy efficiency class		C			
Static loss	[W]	75	82	87	83

Note: * Value is determined by calculation ** The heater is supplied with a 6 bar safety valve.

Heating units TPK 210-12

Type	TPK 168-8/2,2 kW	TPK 210-12/2,2 kW	TPK 210-12/3-6 kW
OKC 160 NTR/BP	▲	–	–
OKC 200 NTR(R)/BP	▲	–	–
OKC 250 NTR(R)/BP	▲	–	–
OKC 300 NTR(R)/BP	–	▲	▲

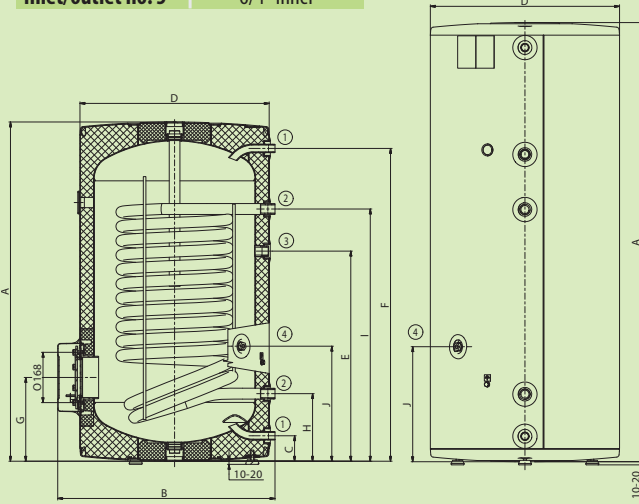
Heating units TJ 6/4"

Type	TJ 6/4" - 2*	TJ 6/4" - 2,5*	TJ 6/4" - 3,3	TJ 6/4" - 3,75*	TJ 6/4" - 4,5*	TJ 6/4" - 6*
OKC 200 NTR(R)/BP	▲	▲	▲	▲	▲	▲
OKC 250 NTR(R)/BP	▲	▲	▲	▲	▲	▲
OKC 300 NTRR(R)/SOL	▲	▲	▲	▲	▲	–

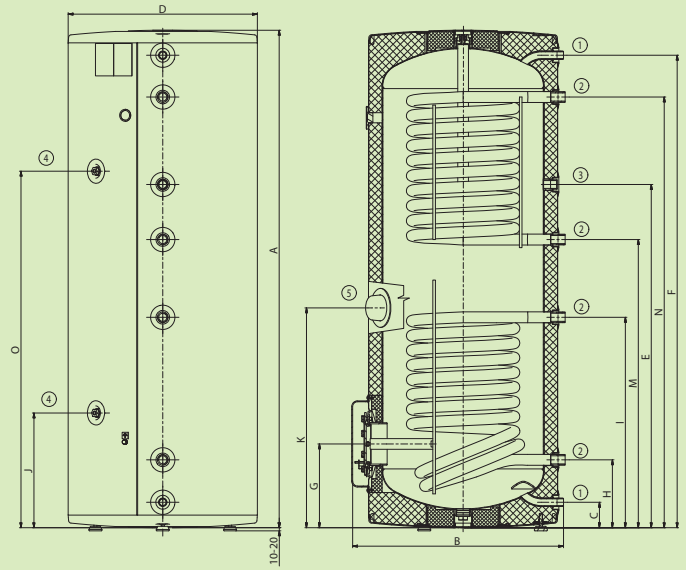
- ▲ can be fitted
- cannot be fitted

* TJ 6/4" with extended cold part

Inlet/outlet no. 1	3/4" outer
Inlet/outlet no. 2	1" outer
Inlet/outlet no. 3	3/4" inner
Inlet/outlet no. 4	1/2" inner
Inlet/outlet no. 5	6/4" inner

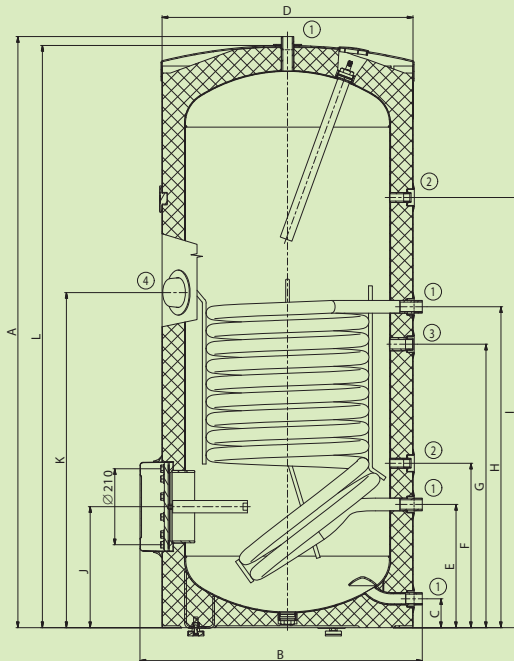


OKC 160 NTR/BP

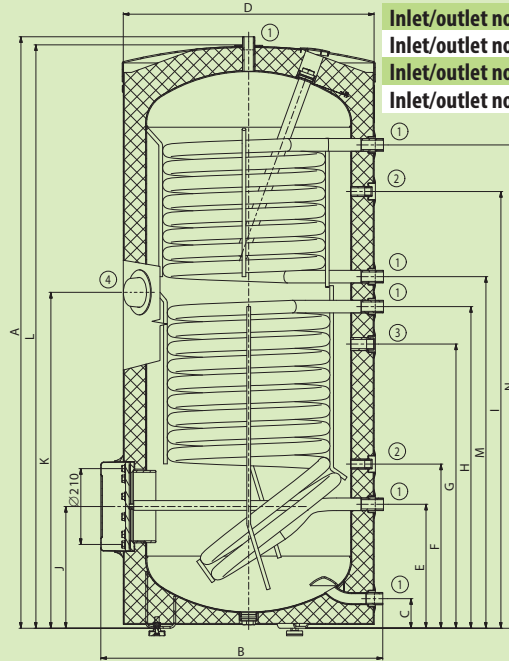


OKC 200 NTR(R)/BP

Dimensions [mm]	A	B	C	D	E	F	G	H	I	J	K	M	N	O
OKC 160 NTR/BP	1047	671	79	584	649	966	259	209	779	355	—	—	—	—
OKC 200 NTR/BP	1356	671	79	584	949	1279	259	209	779	355	813	—	—	—
OKC 250 NTR/BP	1536	671	79	584	1059	1459	259	209	779	355	813	—	—	—
OKC 200 NTRR/BP	1356	671	79	584	859	1279	259	209	779	355	689	709	1149	919
OKC 250 NTRR/BP	1536	671	79	584	1059	1459	259	209	650	355	679	890	1330	1101



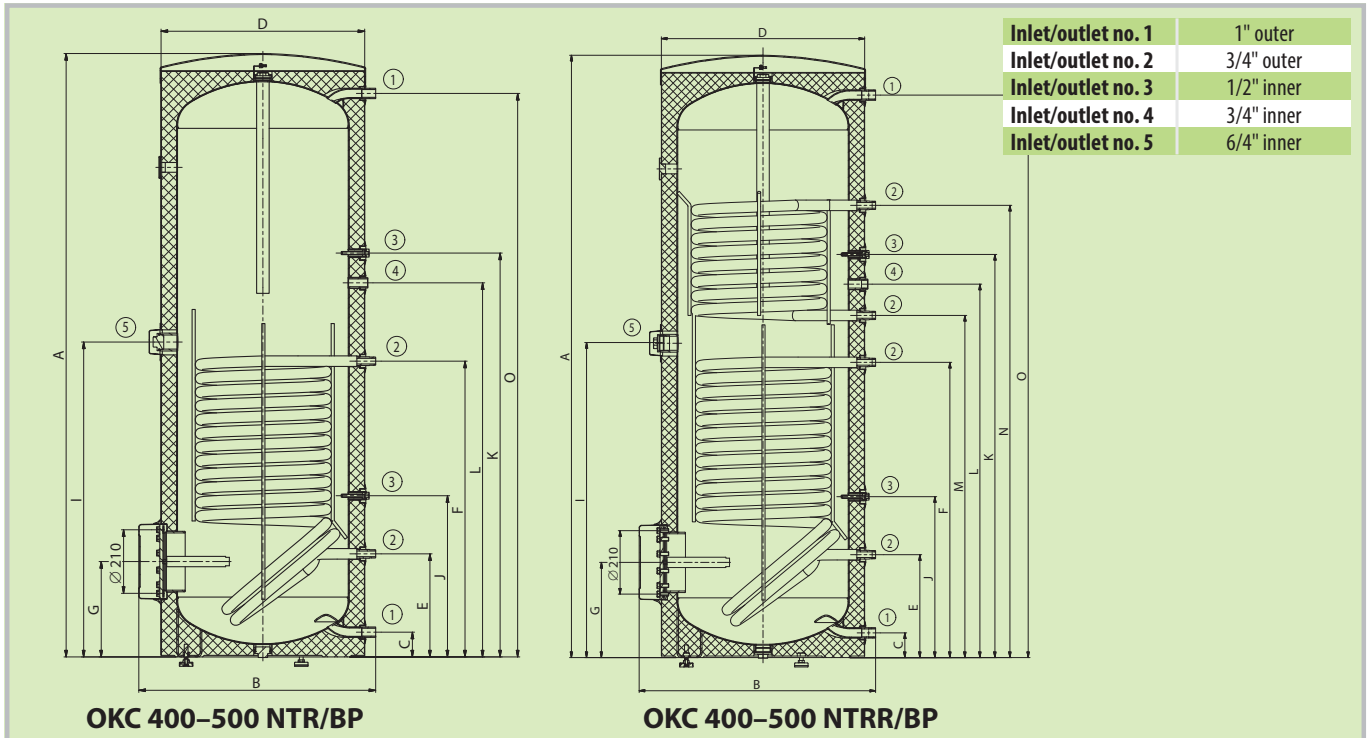
OKC 300 NTR/BP



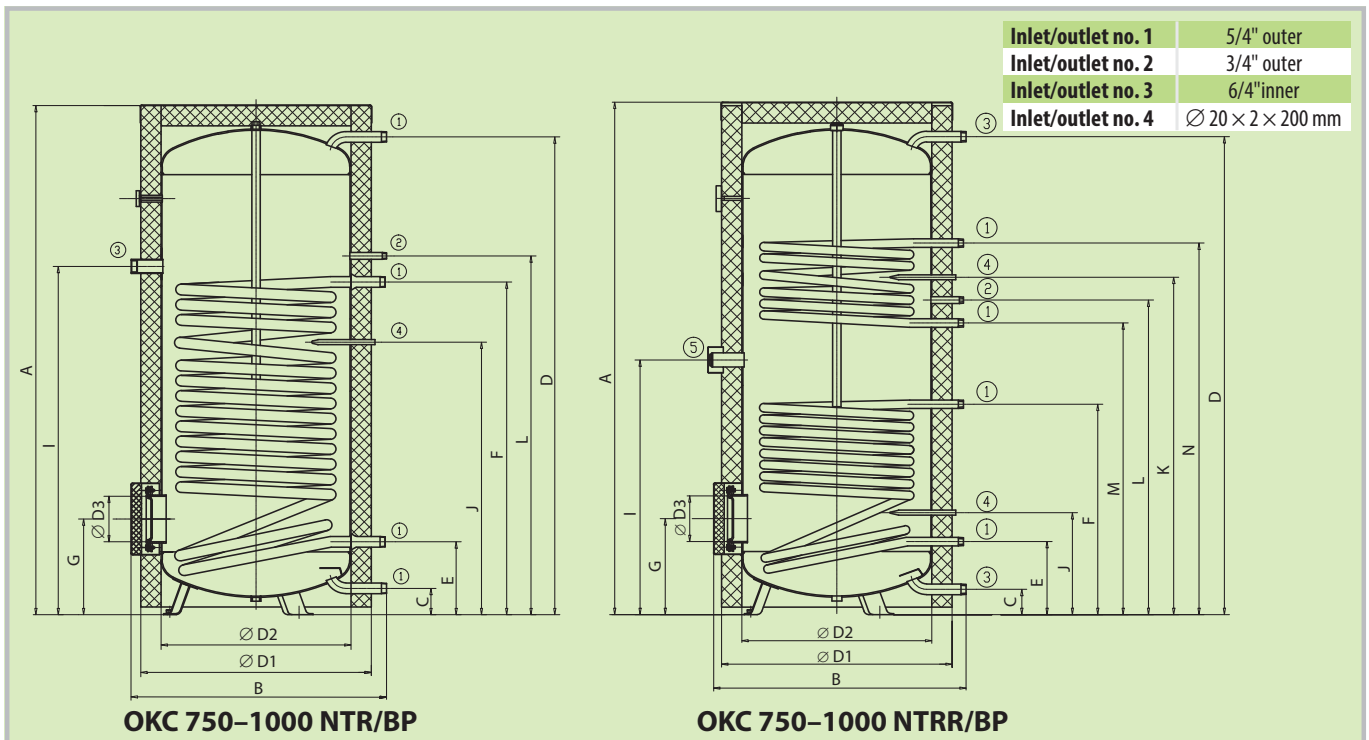
OKC 300 NTRR/BP

Inlet/outlet no. 1	1" outer
Inlet/outlet no. 2	1/2" inner
Inlet/outlet no. 3	3/4" inner
Inlet/outlet no. 4	6/4" inner

Dimensions [mm]	A	B	C	D	E	F	G	H	I	J	K	L	M	N
OKC 300 NTR/BP	1579	754	77	670	331	436	759	859	1148	323	895	1557	—	—
OKC 300 NTRR/BP	1579	754	77	670	331	438	759	859	1166	325	895	1577	939	1291



Dimensions [mm]	A	B	C	D	E	F	G	I	J	K	L	M	N	O
OKC 400 NTR/BP	1926	755	79	650	329	944	304	1005	515	1289	1194	-	-	1799
OKC 500 NTR/BP	1920	800	55	700	220	965	288	1040	380	1409	1264	-	-	1790
OKC 400 NTRR/BP	1926	755	79	650	329	944	304	1005	515	1289	1194	1094	1446	1799
OKC 500 NTRR/BP	1920	800	55	700	220	965	288	1040	380	1409	1264	1114	1604	1790



Dimensions [mm]	A	B	C	D	D1	D2	D3	E	F	G	I	J	K	L	M	N
OKC 750 NTR/BP	2051	1056	105	1891	950	750	225	293	1319	383	1380	1081	-	1422	-	-
OKC 1000 NTR/BP	2030	1108	103	1900	1010	850	225	296	1324	386	1375	1088	-	1490	-	-
OKC 750 NTRR/BP	2035	1072	105	1890	950	750	225	293	835	383	1009	407	1336	1246	1156	1471
OKC 1000 NTRR/BP	2050	1087	103	1905	1010	850	225	296	884	386	1024	411	1333	1243	1153	1423

OKC 400–1000 NTR(R)/BP

- Capacities of 400–1000 l
- Storage tank has a side flange used as an inspection hole
- TPK electrical heating unit can be installed in side flange
- TJ 6/4" electrical heating unit can be installed



OKC 400, 500 NTR/BP

OKC 400, 500 NTRR/BP

Types of storage tanks		OKC 400 NTR(R)/BP	OKC 500 NTR(R)/BP	OKC 750 NTR(R)/BP	OKC 1000 NTR(R)/BP
Capacity	[l]	373 (363)	447 (433)	725 (710)	945 (930)
Weight of the empty water heater	[kg]	130 (145)	137 (158)	216 (213)	284 (271)
Insulation thickness	[mm]	50		80	
Thermal conductivity of the insulation	[W·m ⁻¹ ·K ⁻¹]	0,022		0,043	
Max. working temperature / overpressure in tank	[°C]/[bar]	90/10		95/10	
Heat transfer surface of the exchanger (top/bottom)	[m ²]	2,0 (1,0/2,0)	2,0 (1,4/2,0)	3,7 (1,17/1,93)	4,5 (1,12/2,45)
Capacity of the exchanger (top/bottom)	[l]	14,0 (7,0/14,0)	15,0 (9,0/14,0)	32,5 (8,2/13,5)	39,0 (7,9/17,1)
Max. working temperature / overpressure in tank	[°C]/[bar]	110/10			
Power of the exchanger at the 720 l at 80 °C	[kW]	58 (26/58)	59 (37/59)	99 (33/60)	110 (32/76)
Heating time by the exchanger from 10 °C to 60 °C	[min]	22 (22/23)	26 (26/27)	24 (28/37)	26 (37/43)
Energy efficiency class		D			
Static loss	[W]	109 (114)	121 (121)	143(140)	170(167)

Heating units TPK 210-12

Type	TPK 210-12/2,2 kW	TPK 210-12/3-6 kW	TPK 210-12/5-9 kW	TPK 210-12/8-12 kW
OKC 400 NTR(R)/BP	▲	▲	–	–
OKC 500 NTR(R)/BP	▲	▲	–	–
OKC 750 NTR(R)/BP	■	■	■	■
OKC 1000 NTR(R)/BP	■	■	■	■

Heating units TJ 6/4"

Type	TJ 6/4"-2*	TJ 6/4"-2,5*	TJ 6/4"-3,3	TJ 6/4"-3,75*	TJ 6/4"-4,5*	TJ 6/4"-6*	TJ 6/4"-7,5	TJ 6/4"-7,5*	TJ 6/4"-9	TJ 6/4"-9*
OKC 400 NTR(R)/BP	▲	▲	▲	▲	▲	▲	–	–	–	–
OKC 500 NTR(R)/BP	▲	▲	▲	▲	▲	▲	▲	–	▲	–
OKC 750 NTR(R)/BP	▲	▲	▲	▲	▲	▲	▲	▲	▲	▲
OKC 1000 NTR(R)/BP	▲	▲	▲	▲	▲	▲	▲	▲	▲	▲

- * TJ 6/4" with extended cold part
- ▲ can be fitted
- can only be fitted with the 225/210 reduction flange
- cannot be fitted

Contact: