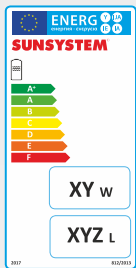




Accumulates the heat generated by boiler.
Recommended for each space-heating system.
Ensures optimum operating mode of biomass boiler, permitting its functioning at nominal power output even when the heating system does not need all heat energy produced thereby. Produced heat is accumulated and stored inside the buffer tank and can be used even when the boiler itself has cooled down.



Energy Efficiency.
Directive 2010/30/EU,
Regulation 812/2013:

Capacity, Liters	Class
300 - 3000	C *
300 - 3000	D *
300 - 3000	E *

*The class depends of type of insulation.



Insulation	High efficiency insulation (DIN 4753-8): removable insulation of fleece, with thickness of 100 mm. Outer lining of PVC with RAL 9006 color.
Water tank	Water tank of low-carbon steel S235JR. Primer coated on the outside of the tank. Operating pressure: 3 bar. Maximum temperature: 95°C
Inlets / Outlets	Connections for temperature sensor. All threads are internal. Inlet/Outlet arrangement on 180 angle degrees.
One or two heat-exchanger coils (models PR/ PR 2)	Enables the tank to utilize an external sources of renewable energy. Operating pressure: 16 bar. Test pressure: 25 bar. Maximum temperature: 110°C




Optional equipment	Kit for electric heating (Electric heating element and Thermostat with integrated thermal protection) with an optional power (See p. 66).
---------------------------	---



P
without coil




Vertical models.

	Model	Code
300	P 300	09060015201003
500	P 500	09060015201004
800	P 800	09060015201005
1000	P 1000	09060015201006
1500	P 1500	09060015201007
2000	P 2000	09060015201048
2500	P 2500	09060015201049
3000	P 3000	09060015201010
5000	P 5000	09060015201012

PR
with one coil




Vertical models.

	Model	Code
300	PR 300	09060015202003
500	PR 500	09060015202004
800	PR 800	09060015202005
1000	PR 1000	09060015202006
1500	PR 1500	09060015202007
2000	PR 2000	09060015202048
2500	PR 2500	09060015202049
3000	PR 3000	09060015202010

PR 2
with two coils

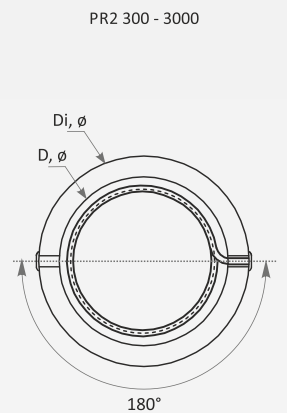
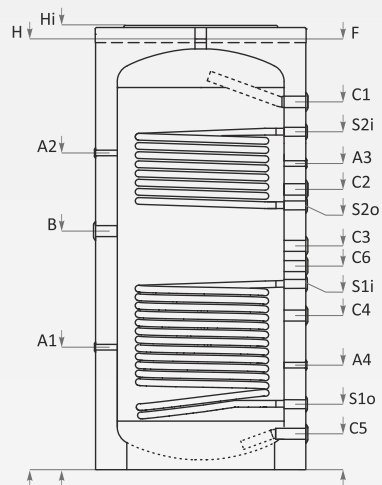
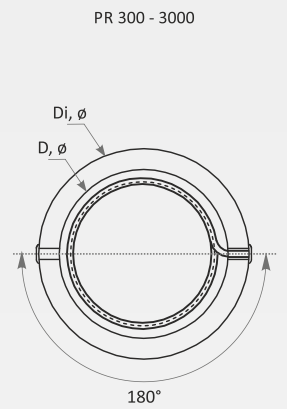
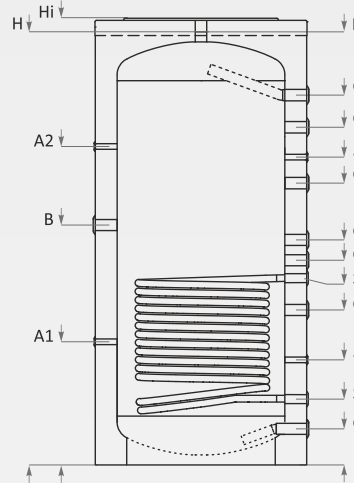
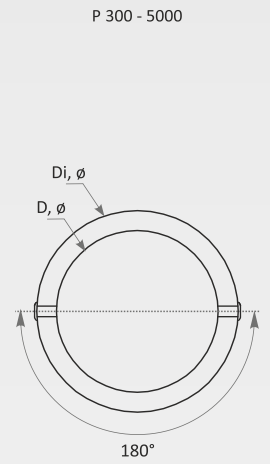
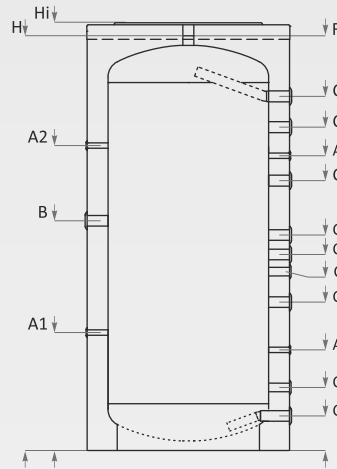


Vertical models.

	Model	Code
300	PR2 300	09060015203003
500	PR2 500	09060015203004
800	PR2 800	09060015203005
1000	PR2 1000	09060015203006
1500	PR2 1500	09060015203007
2000	PR2 2000	09060015203048
2500	PR2 2500	09060015203049
3000	PR2 3000	09060015203010







Technical characteristics.




P - without coil
PR - with one coil
PR2 - with two coils






General parameters

			
L	H/Hi mm	D/Di mm ∅	kW
300	1410/1460	∅550/750	6-10
500	1610/1660	∅650/850	10-17
800	1860/1910	∅790/990	15-27
1000	2040/2090	∅790/990	18-33
1500	2150/2220	∅1000/1200	27-50
2000	2132/2182	∅1200/1400	36-67
2500	2482/2532	∅1250/1450	46-84
3000	2246/2296	∅1400/1600	55-100
5000	2940/2990	∅1600/1800	91-167

Heat-exchanger coils




	S1/S2 m ²	S1/S2 L	S1i/S1o mm Rp1"	S2i/S2o mm Rp1"
	1.0/0.5	6.2/3.1	660/260	1080/880
	1.7/1.0	10.5/6.2	770/250	1270/990
	2.9/1.8	17.9/11.1	820/310	1390/1072
	3.0/2.0	18.5/12.3	880/310	1520/1172
	3.4/2.4	21/14.8	895/375	1635/1225
	4.0/2.4	24.6/14.8	980/380	1645/1285
	4.0/2.4	24.6/14.8	980/380	1885/1525
	4.9/2.8	29.9/17.1	1082/477	1660/1310

		
L	kg	kg,i
300	60	9.5
500	90	12.3
800	118	16.4
1000	133	18
1500	206	23.2
2000	273	26.5
2500	305	30
3000	402	35
5000	585	40

Inlets / Outlets

A1 mm Rp½"	A2 mm Rp½"	A3 mm Rp½"	A4 mm Rp½"	B mm Rp1½"	C1 mm Rp1½"	C2 mm Rp1½"	C3 mm Rp1½"	C4 mm Rp1½"	C5 mm Rp1½"	C6 mm Rp1½"	C7 mm	C8 mm Rp1"	C9 mm Rp1"	F mm Rp1½"
410	1060	1010	420	760	1170		880	770	540	150		660	260	1410
410	1120	1120	460	790	1370		990	880	620	150		770	250	1610
570	1290	1290	465	920	1573	1390		980	670	170		820	310	1860
580	1500	1450	495	1130	1742	1520		1060	730	170		880	310	2040
875	1500	1525	520	1130	1808	1635	1305	1085	765	235	Rp½"/975	895	375	2150
920	1645	1625	500	1170	1775		1420	1170	735	230		980	380	2132
920	1645	1625	500	1170	2126			1420	735	230	Rp1½"/1170	980	380	2482
910	1660	1590	610	1184	1797		1474	1184	864	344		1082	477	2246
951	2001	2231	691	1505	2438		2115	1735	1155	385		1373	518	2938




P - without coil

		
L	kg	kg,i
300	78	9.5
500	104	12.3
800	152	16.4
1000	180	18
1500	272	23.2
2000	330	26.5
2500	362	30
3000	476	35

Inlets / Outlets

A1 mm Rp½"	A2 mm Rp½"	A3 mm Rp½"	A4 mm Rp½"	B mm Rp1½"	C1 mm Rp1½"	C2 mm Rp1½"	C3 mm Rp1½"	C4 mm Rp1½"	C5 mm Rp1½"	C6 mm Rp1½"	C7 mm	F mm Rp1½"
410	1060	1010	420	760	1170		880	770	540	150		1410
410	1120	1120	460	790	1370		990	880	620	150		1610
570	1290	1290	465	920	1573	1390		980	670	170		1860
580	1500	1450	495	1130	1742	1520		1060	730	170		2040
875	1500	1525	520	1130	1808	1635	1305	1085	765	235	Rp½"/975	2150
920	1645	1625	500	1170	1775		1420	1170	735	230		2132
920	1645	1625	500	1170	2126			1420	735	230	Rp1½"/1170	2482
910	1660	1590	610	1184	1797		1474	1184	864	344		2246

PR - with one coil

		
L	kg	kg,i
300	83	9.5
500	118	12.3
800	189	16.4
1000	203	18
1500	306	23.2
2000	366	26.5
2500	400	30
3000	520	35

Inlets / Outlets

A1 mm Rp½"	A2 mm Rp½"	A3 mm Rp½"	A4 mm Rp½"	B mm Rp1½"	C1 mm Rp1½"	C2 mm Rp1½"	C3 mm Rp1½"	C4 mm Rp1½"	C5 mm Rp1½"	C6 mm	F mm Rp1½"	
410	1060	1010	420	760	1170	880	770	540	150		1410	
410	1120	1120	460	790	1370	990	880	620	150		1610	
570	1290	1290	465	920	1573		980	670	170		1860	
580	1500	1450	495	1130	1742		1060	730	170		2040	
875	1500	1525	520	1130	1808	1305	1085	765	235	Rp½"/975	2150	
920	1645	1625	500	1170	1775	1420	1170	735	230		2132	
920	1645	1625	500	1170	2126			1420	735	230	Rp1½"/1170	2482
910	1660	1590	610	1184	1797	1474	1184	864	344		2246	

PR2 - with two coils

General parameters

- L Capacity
- H / Hi, mm Height without insulation / with insulation
- ∅D / Di, mm Diameter without insulation / with insulation
- kg / kg, i Weight without insulation / with insulation
- kW Recommended boiler size, connected to buffer tank

Inlets / Outlets

- A, mm Sensor sleeve
- B, mm Sleeve for Electric heating element
- C, mm Heat carrier
- F, mm Air vent sleeve

Heat-exchanger coils

- S1 Lower coil
- S2 Upper coil
- S1/S2 m² Heat exchange surface S1/S2
- S1/S2 L Coil capacity S1/S2
- S1i/S1o mm Inlet/Outlet Lower coil S1
- S2i/S2o mm Inlet/Outlet Upper coil S2