


# Suporti de inclinare a panourilor solare

## Fisa tehnica



### Descriere generala

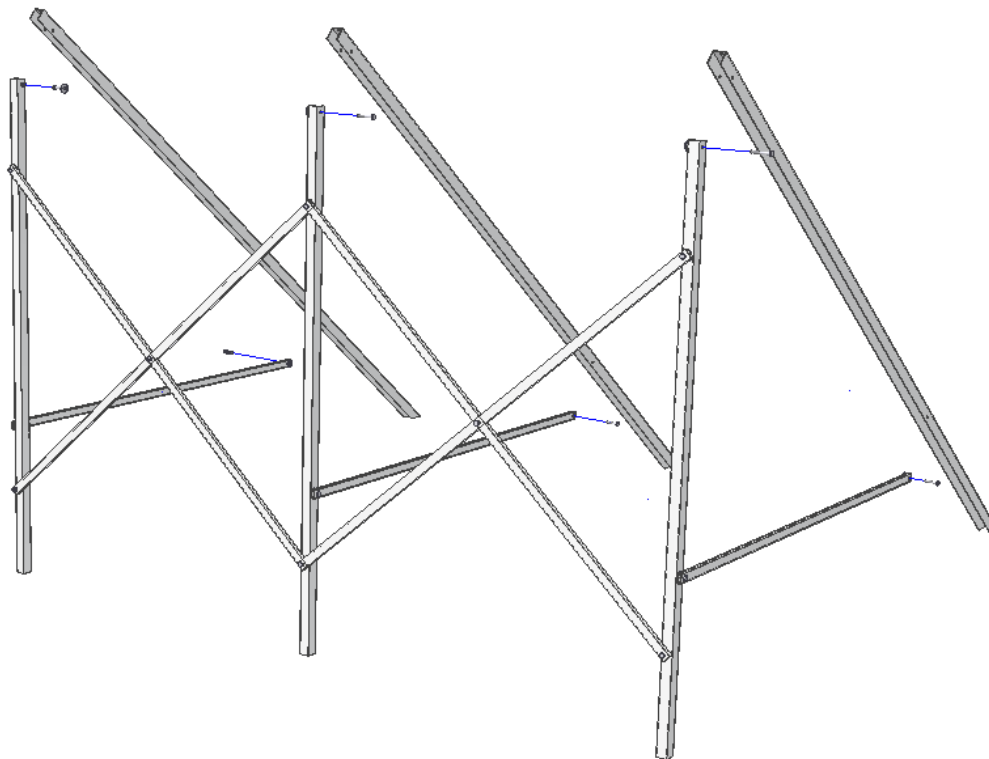
- Utilizabile pentru montajul panourilor solare PANOSOL pe acoperisuri cu inclinatie mica sau terase.
- Folosite pentru optimizarea unghiului de inclinatiei a panourilor solare.
- Ajustabile in functie de panta de montaj dorita.

### Specificatii tehnice

- Material : Profil aluminiu
- Grosime material : 2 mm
- Picioare de sustinere : Profil de tip "U" 25x25x25
- Rigidizare ansamblu : Profil rectangular 10x20
- Coltare de fixare : zincat, 2.5 mm, 70 x 70 x 50 mm
- Disponibil pentru urmatoarele modele de panouri solare :
  - CS 10, CS 12, CS 15, CS 20, CS 22, CS 25 si CS 30
  - CPCS 10, CPCS 12, CPCS 15, CPCS 20

### Observatii

A se consulta ghidul de montaj inainte de instalare.

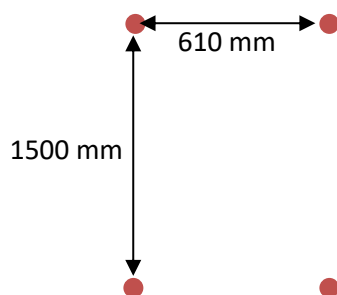


## Proiectie suporti inclinare 25°

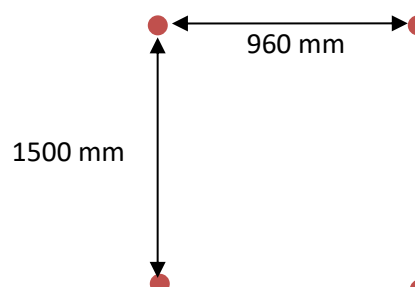
### Descriere generala

- Cadrul de inclinare la 25 de grade a panoului solar este realizat din profile extrudate de aluminiu.
- Prinderea de pardoseala se face folosind coltare metalice zincate, incluse in furnitura suportului.
- Nu sunt incluse in furnitura elementele de fixare pe suprafata orizontala (diburi, holsuruburi).

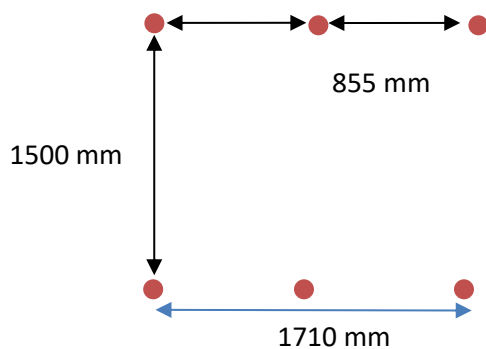
### CS 10 / CS 12



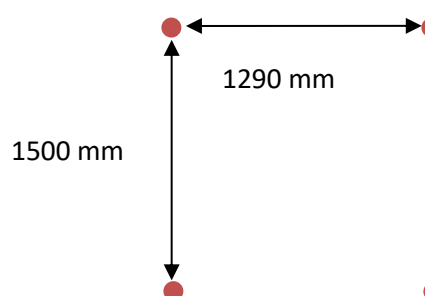
### CS 15 / CS 20 CPCS 10 / CPCS 12



### CS 25 / CS 30 CPCS 20



### CPCS 15

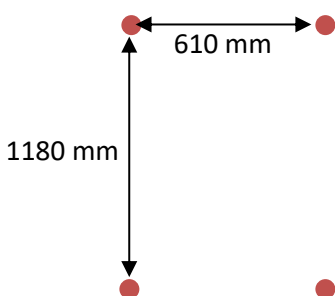


## Proiectie suporti inclinare 45°

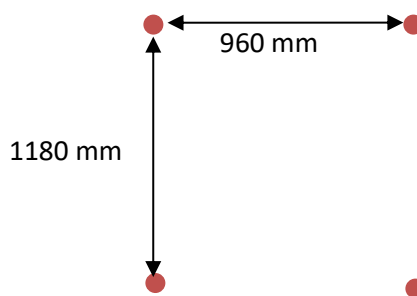
### Descriere generala

- Cadrul de inclinare la 45 de grade a panoului solar este realizat din profile extrudate de aluminiu.
- Prinderea de pardoseala se face folosind coltare metalice zincate, incluse in furnitura suportului.
- Nu sunt incluse in furnitura elementele de fixare pe suprafata orizontala (diburi, holsuruburi).

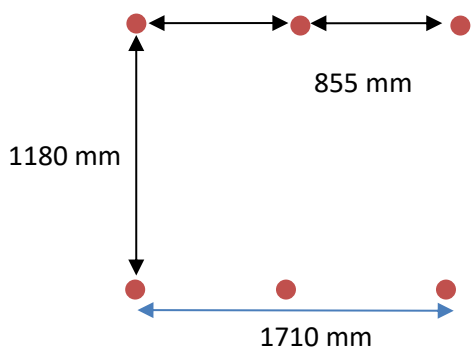
### CS 10 / CS 12



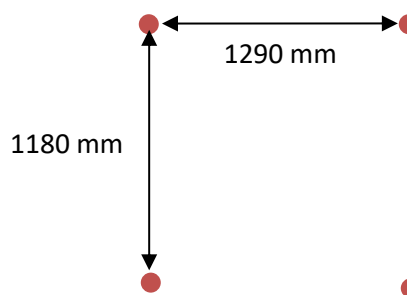
### CS 15 / CS 20 CPCS 10 / CPCS 12



### CS 25 / CS 30 CPCS 20



### CPCS 15

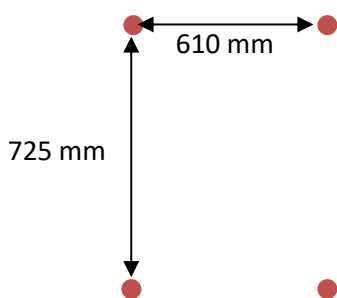


## Proiectie suporti inclinare 65°

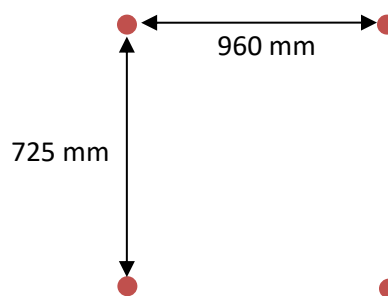
### Descriere generala

- Cadrul de inclinare la 45 de grade a panoului solar este realizat din profile extrudate de aluminiu.
- Prinderea de pardoseala se face folosind coltare metalice zincate, incluse in furnitura suportului.
- Nu sunt incluse in furnitura elementele de fixare pe suprafata orizontala (diburi, holsuruburi).

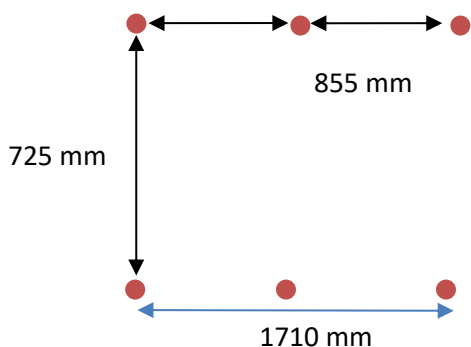
#### CS 10 / CS 12



#### CS 15 / CS 20 CPCS 10 / CPCS 12



#### CS 25 / CS 30 CPCS 20



#### CPCS 15

