



BF1

GLASSLINED CYLINDERS WITH REMOVABLE STAINLESS STEEL HEAT EXCHANGER

1.626 - 5.090 litres

INTERNAL GLASSLINING:

DIN 4753 | The glasslining treatment makes the cylinder suitable to contain hot water for sanitary use and resistant to corrosive phenomena. The glasslining treatment makes the cylinder suitable to contain hot water for sanitary use and resistant to corrosive phenomena.

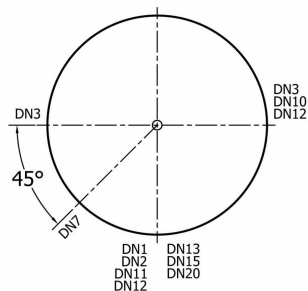
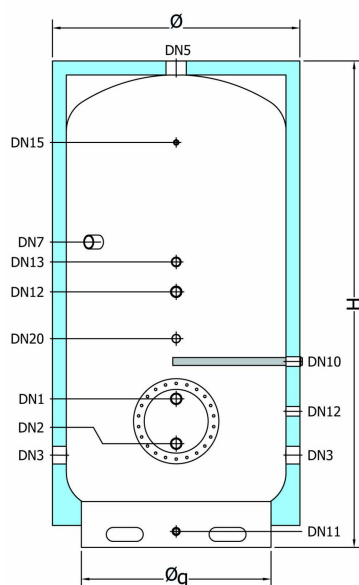
INSTALLATIONS

- traditional boilers (wall-hung and/or floor-standing)
- condensing boilers
- solar thermal systems

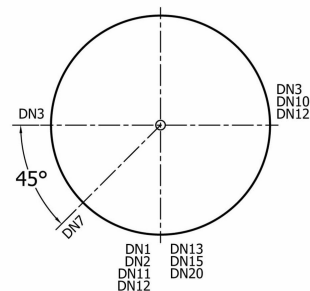
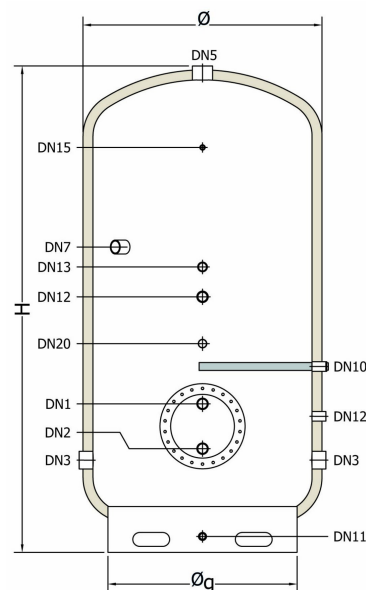
CHARACTERISTICS

MAX TEMPERATURE	95 °C	MAX PRESSURE	6 bar
EXCHANGER MAX TEMPERATURE	110 °C	EXCHANGER MAX PRESSURE	12 bar

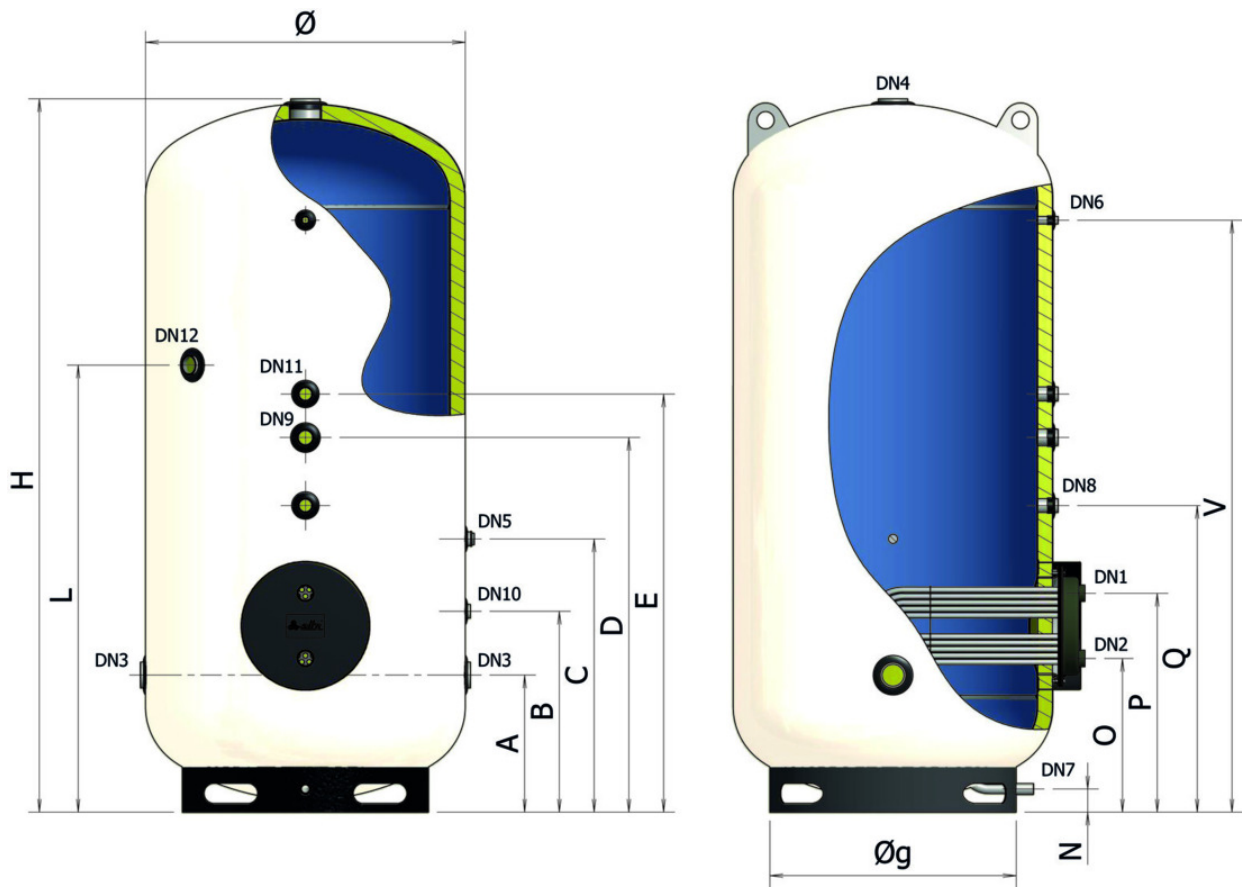
BF1 1500 - 2000



BF1 3000 - 5000



BF1 1500 - 2000 EXP



Keyword

DN	Description
DN1	Flow to lower heat exchanger
DN2	Flow from lower heat exchanger
DN3	Mains water supply
DN5	DHW draw-off
DN6	Recirculation
DN7	Predisposition for immersion heater
DN10	Magnesium anode
DN11	Drain
DN12	Sanitary water expansion tank
DN13	Provision for magnesium anode
DN15	Probe
DN20	Thermoregulation

Model	Code	Energy label	St. loss W	Capacity L	EXCHANGER		H mm	Ø skirt mm	Ø mm	Pm mm
					m ²	l				
BF-1 1500	A340H67 VW4A5	C	163	1627	3	11	2540	850	1270	2840
BF-1 2000	A340H70 VW4A5	C	174	1942	4	14	2520	950	1370	2870
BF-1 3000	A340H74 VW050	-		2957	6	21	2840	1100	1350	3150
BF-1 5000	A340H80 VW050	-		5091	10	36	3025	1450	1700	3470
BF-1 1500 EXP	A340H67 VW050			1627			2465		1100	2700
BF-1 2000 EXP	A340H70 VW050			1942			2445		1200	2725

Pm: pivot measurement

Connection heights (mm)

MODEL	DN1	DN2	DN3	DN5	DN6	DN7	DN10	DN11	DN12	DN13	DN15	DN20
BF-1 1500	530	755	475	-	1295	1545	945	80	695	1445	2045	1060
BF-1 2000	520	745	465	-	1285	1535	935	80	685	1435	2035	1050
BF-1 3000	565	790	530	-	1480	1730	980	80	730	1630	2380	1095
BF-1 5000	660	885	625	-	1575	1825	1075	80	825	1725	2475	1190
BF-1 1500 EXP	530	755	475	-	1295	1545	945	80	695	1445	2045	1060
BF-1 2000 EXP	520	745	465	-	1285	1535	935	80	685	1435	2035	1050

Connection sizes

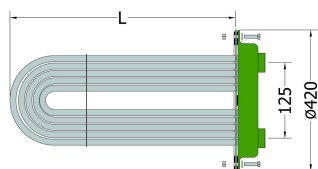
MODEL	DN1	DN2	DN3	DN5	DN6	DN7	DN10	DN11	DN12	DN13	DN15	DN20
BF-1 1500	G1.1/2"	G1.1/2"	G2"1/2	G3"	G1.1/2"	G2"	G1.1/4"	G1"	G1.1/4"	G1.1/4"	G1/2"	G1.1/4"
BF-1 2000	G1.1/2"	G1.1/2"	G2"1/2	G3"	G1.1/2"	G2"	G1.1/4"	G1"	G1.1/4"	G1.1/4"	G1/2"	G1.1/4"
BF-1 3000	G1.1/2"	G1.1/2"	G3"	G3"	G1.1/2"	G2"	G1.1/4"	G1"	G1.1/4"	G1.1/4"	G1/2"	G1.1/4"
BF-1 5000	G1.1/2"	G1.1/2"	G3"	G3"	G1.1/2"	G2"	G1.1/2"	G1"	G1.1/4"	G1.1/2"	G1/2"	G1.1/4"
BF-1 1500 EXP	G1.1/2"	G1.1/2"	G2"1/2	G3"	G1.1/2"	G2"	G1.1/4"	G1"	G1.1/4"	G1.1/4"	G1/2"	G1.1/4"
BF-1 2000 EXP	G1.1/2"	G1.1/2"	G2"1/2	G3"	G1.1/2"	G2"	G1.1/4"	G1"	G1.1/4"	G1.1/4"	G1/2"	G1.1/4"

Protective devices

Model	Magnesium anode code	Nr. installed magnesium anode	Diam.Ø	Conn.	Length	Reccomended sanitary expansion tank(*)
BF-1 1500	8560070 00002	1	32	G1.1/4"	670	DPV-80
BF-1 2000	8560070 00002	1	32	G1.1/4"	670	DPV-100
BF-1 3000	8560080 00002	1	32	G1.1/4"	700	DPV-200
BF-1 5000	8560100 00002	1	40	G1.1/2"	640	DPV-300

(*) The expansion tank must always be sized by an expert thermotechnical designer on the basis of the actual data

Exchanger code	Exchange surface	Length	Litres					Hot water max pressure	Max hot water temp.	Saturated steam max pressure	Max saturated steam temp.
	m ²	mm	l				bar	°C	bar	°C	
2960250 V0012	2.5	800	9	•	•	•	•	12	110	4	152
2950150 V0012	1.6	560	5	•	•	•	•	12	110	4	152
2950300 V0012	3	690	11	•*	•	•	•	12	110	2	134
2950400 V0012	4	830	14	•	•*	•	•	12	110	2	134
2960500 V0012	5	870	18	•	•	•	•	12	110	2	134
2960600 V0012	6	1200	21	n.a.	n.a.	•*	•	12	110	2	134
2950800 V0012	8	1490	28	n.a.	n.a.	n.a.	•	12	110	1	120
2961000 V0012	10	1480	36	n.a.	n.a.	n.a.	•*	12	110	1	120



Insulation characteristics

Model	Insulation type	Thickness (mm)	Finish
BF-1 1500	Polyester fiber	135	Grey PVC RAL 9006
BF-1 2000	Polyester fiber	135	Grey PVC RAL 9006
BF-1 3000	Open cells flexible expanded polyurethane	50	White PVC RAL 9001
BF-1 5000	Open cells flexible expanded polyurethane	50	White PVC RAL 9001

Reference standards

CYLINDER: | Directive 2014/68/EU – ART. 4.3, with exemption from CE marking. EN 12897:2020 standard. Designed and built in accordance with the requirements of 2009/125/EC and Regulation 814/2013 (EU). Labeling in accordance with the requirements of 2017/1369/EU.

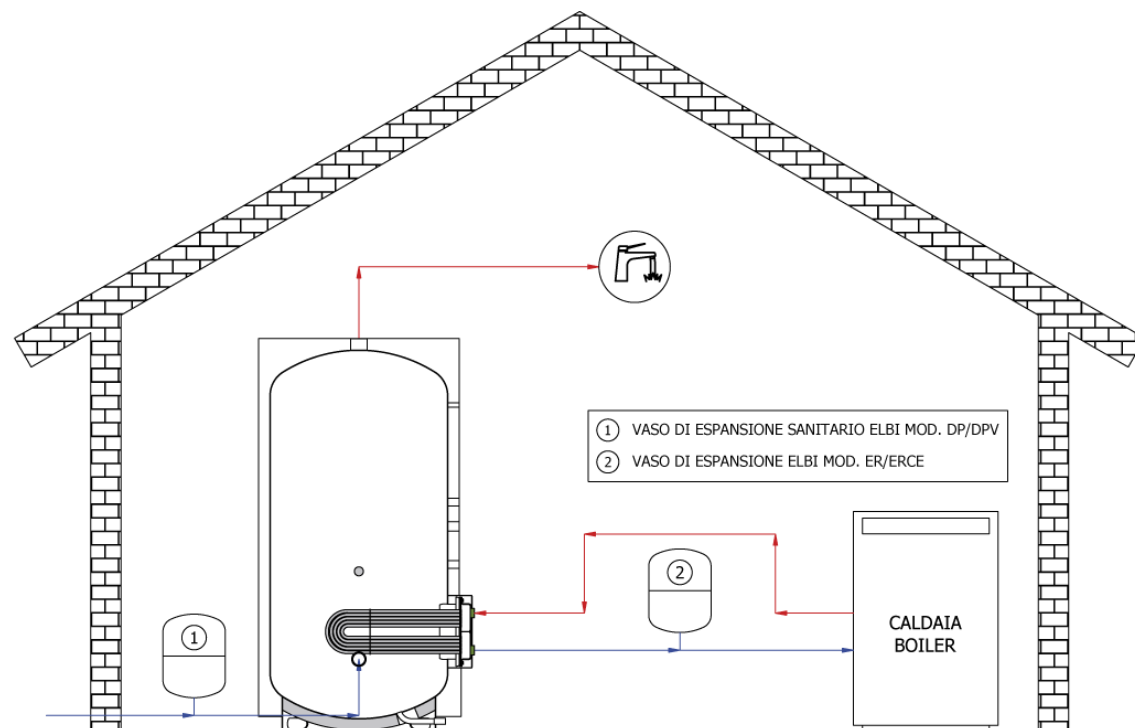
Warranty: 5 years

Immersion heaters

Code	Power	Source	Connection	Length	Applicable to			
					1500	2000	3000	5000
IMMERSION HEATERS WITHOUT THERMOSTAT								
8601000	1	220	G1.1/4"	295	✓	✓	✓	✓
8601650	1.65	220	G1.1/4"	450	✓	✓	✓	✓
8602000	2	220	G1.1/4"	515	✓	✓	✓	✓
8602600	2.6	220	G1.1/4"	675	✓	✓	✓	✓
8602601	2.6	220	G1.1/4"	360	✓	✓	✓	✓
8603300	3.3	220	G1.1/4"	825	✓	✓	✓	✓
8603301	3.3	220	G1.1/4"	435	✓	✓	✓	✓
8604001	4	220	G1.1/4"	510	✓	✓	✓	✓
8705000	5	380	G1.1/2"	445	✓	✓	✓	✓
8706000	6	380	G1.1/2"	510	✓	✓	✓	✓
8708000	8	380	G1.1/2"	670	✓	✓	✓	✓
8710000	10	380	G1.1/2"	820	✓	✓	✓	✓
8712000	12	380	G1.1/2"	970	✓	✓	✓	✓
IMMERSION HEATERS WITH THERMOSTAT								
8T09000	9	400	G1.1/2"	700	✓	✓	✓	✓
8T12000	12	400	G1.1/2"	850	✓	✓	✓	✓
8T01500	1.5	230	G1.1/2"	320	✓	✓	✓	✓
8T02000	2	230	G1.1/2"	320	✓	✓	✓	✓
8T02200	2.2	230	G1.1/2"	320	✓	✓	✓	✓
8T02500	2.5	230	G1.1/2"	320	✓	✓	✓	✓
8T03000	3	230	G1.1/2"	320	✓	✓	✓	✓
8T04000	4	400	G1.1/2"	400	✓	✓	✓	✓
8T05000	5	400	G1.1/2"	500	✓	✓	✓	✓
8T06000	6	400	G1.1/2"	600	✓	✓	✓	✓

Example of installation

BF1



Illustrative diagram; always refer to a qualified technician for the realization of the systems.

Rev. date 07/07/2023